


# LF Receiver Antenna CAS7D23



## Description

- Compact LF receiver antenna for X/Y axis.
- Covered by plastic case.
- Low profile.
- L × W × H: 7.6 × 3.7 × 2.4 mm Max.
- Product weight: 0.14g Ref..
- RoHS compliance.

## Environmental Data

- Operating temperature range: -40°C~+125°C
- Storage temperature range: -40°C~+125°C

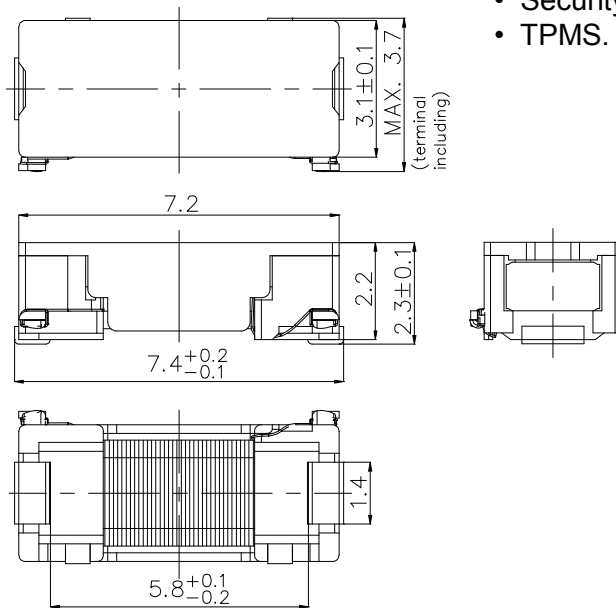
## Packaging

- Carrier Tape and Reel.
- Tape specification according to EIA481.
- 2000pcs/reel.

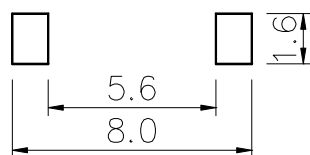
## Applications

- PEPS, Smart key system.
- Security system.
- TPMS.

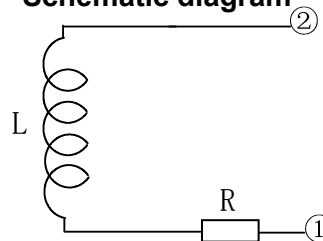
## Dimension - [mm]



## Suggest PCB layout - [mm]




## Schematic diagram



L: Ferrite core coil inductance.  
R: Copper resistance.

# LF Receiver Antenna CAS7D23



## Electrical Characteristics

No.	Part No.	Stamp	Inductance(1-2)		Unloaded Q Min.	SRF Min.(kHz)	DCR Ref.(Ω)
			(mH)	Within(%)			
01	CAS7D23-722	722	7.2	±3	35	500	92

\* It is possible for different inductance value.